

SoftSol India Limited (Corporate Identity Number: L72200TG1990PLC011771)							
Regd. Off: Plot No. 4, Software Units Layout, Cyberabad, Hyderabad - 500 081							
Ph. No. 040- 30719500, Fax: 040- 30719600							
EXTRACT OF STATEMENT OF STANDALONE & CONSOLIDATED AUDITED FINANCIAL RESULTS FOR THE QUARTER AND YEAR ENDED 31ST MARCH 2017							
PART I		(Rupees in Lakhs except EPS)					
Sl No.	PARTICULARS	Standalone				Consolidated	
		Quarter Ended		Year Ended		Year Ended	
		31-03-2017	31-03-2016	31-03-2017	31-03-2016	31-03-2017	31-03-2016
		Audited		Audited		Audited	
1	Total Income from Operations (net)	51.38	83.65	250.29	391.71	3,810.93	5,879.18
2	Net Profit / (Loss) from ordinary activities after tax	42.57	47.11	283.22	94.65	353.45	110.80
3	Net Profit / (Loss) for the period after tax (after extraordinary items)	42.57	47.11	283.22	94.65	353.45	110.80
4	Equity share capital (face value of Rs.10/- each)	1,723.65	1,723.65	1,723.65	1,723.65	1,723.65	1,723.65
5	Reserve excluding Revaluation Reserves as per balance sheet of previous accounting year	-	-	16,749.25	16,466.03	17,785.95	17,472.97
6	Earnings Per Share (before extraordinary items) (of Rs.10/- each) Basic and Diluted- (Not annualised)	0.25	0.28	1.68	0.56	2.10	0.81
7	Earnings Per Share (before extraordinary items) (of Rs.10/- each) Basic and Diluted- (Not annualised)	0.25	0.28	1.68	0.56	2.10	0.81

Notes: The above is an extract of the detailed format of Quarterly / Annual Financial Results filed with stock exchanges under Regulation 33 of SEBI (Listing and other Disclosure Requirements) Regulations, 2015. The full format of the Quarterly / Annual Financial Results are available on the Stock Exchange websites www.bseindia.com and Company's website www.softsol.com.

For SoftSol India Limited
Sd/-
Bhaskara Rao Madala
Whole time Director

Place: Hyderabad
Date: 30.05.2017

NCL INDUSTRIES LIMITED						
Regd. 4th Floor, Vaishnavi Cynosure, Near Gachibowli Flyover, Hyderabad - 500 032						
Tel No.040-30120000, CIN L33130TG1979PLC002521						
Share is hereby given that the Company has received intimations from the following shareholders/holders that the share certificate held by them in the company have been lost/misplaced. If no objection is received by the company within 15 days from the date of Publication of this notice, the company will proceed to issue duplicate Share Certificates to the below shareholders/holders. The Public is hereby cautioned not to deal with the below mentioned Share Certificate(s) any more and the company will not be responsible for any loss/damage occurring thereby.						
S.No.	Folio No.	Name	Shares	Certificate Nos	Distinctive Nos	
1	107793	S Bala Narsimhulu	100	282371	282372	11587178 11587277
2	97797	Hemant Vasantilal Shah	50	320789	320789	13079469 13079518
			50	320785	320785	13079319 13079368
			50	320533	320533	13068384 13068433
			50	330783	330783	13451947 13451996
3	70651	Kiran R Chorera	100	111684	111685	7084101 7084200
4	76977	Gudra Saldanha	100	11389	11390	864051 864150
5	71371	Zulekha Kathiwala	150	54797	54797	4239751 4239800
6	85041	P A Joseph Barid	50	74792	74792	5239501 5239550
			50	91045	91045	6052151 6052200
7	77464	P A Joseph Barid	50	1765	1765	810201 810250
			50	1768	1768	810351 810400

NCL INDUSTRIES LIMITED
Sd/-
Company Secretary

Place : Hyderabad
Date : 30.05.2017

Tanvi Foods (India) Limited							
CIN: U15433TG2007PLC053406							
D.No. 7-2-4/D, Old Canteen building, Sanathanagar Industrial Estate, Sanath Nagar, Hyderabad - 500018							
Extracted Financial Results for the Half year and Financial Year ended 31.03.2017							
(Amount in Lakhs)							
S. No.	Particulars	Standalone			Consolidated		
		6 Months ended 31.03.2017	Year to date figures for Current Period ended 31.03.2017	Year to date figures for Previous Period ended 31.03.2016	6 Months ended 31.03.2017	Year to date figures for Current Period ended 31.03.2017	Year to date figures for Previous Period ended 31.03.2016
		Audited	Audited	Audited	Audited	Audited	Audited
1	Total Income from Operations	2,799.87	5,995.32	4,816.62	2,965.88	5,945.31	5,163.28
2	Net Profit / (Loss) for the period (before Tax, Exceptional and/or Extraordinary items#)	66.35	135.92	112.82	76.77	145.18	123.65
3	Net Profit / (Loss) for the period before tax (after Exceptional and/or Extraordinary items#)	66.35	135.92	167.07	76.77	145.18	191.79
4	Net Profit / (Loss) for the period after tax (after Exceptional and/or Extraordinary items#)	49.19	102.87	142.86	56.91	107.78	157.19
5	Total Comprehensive Income for the period [Comprising Profit / (Loss) for the period (after tax) and Other Comprehensive Income (after tax)]	49.19	102.87	142.86	56.91	107.78	157.19
6	Equity Share Capital	411.68	411.68	344.48	411.68	411.68	344.48
7	Reserves (excluding Revaluation Reserve) as shown in the Audited Balance Sheet of the previous year	796.68	796.68	357.81	809.26	809.26	365.48
8	Earnings Per Share (of Rs. 10/- each) (for continuing and discontinued operations)	1.40	2.94	4.70	1.62	3.08	5.18
	a) Basic	1.40	2.94	4.70	1.62	3.08	5.18
	b) Diluted	1.40	2.94	4.70	1.62	3.08	5.18

Note: The above is an extract of the detailed format of Half yearly/Annual Financial Results filed with the Stock Exchanges under Regulation 33 of the SEBI (Listing and Other Disclosure Requirements) Regulations, 2015. The full format of the Half yearly/Annual Financial Results are available on the website of company at www.tanvifoods.com and the Stock Exchange(s) website at www.bseindia.com

For and on behalf of Tanvi Foods (India) Limited
Sd/-
A Sri Nagaveer
Managing Director


Place: Hyderabad
Date: 31.05.2017

RAASI REFRACTORIES LIMITED				
Registered Office: H.NO. 15-145/9, KODANDARAM NAGAR, SARROOR NAGAR, HYDERABAD-500033				
CIN : L26920G1981PLC003339				
Extract of standalone Audited financial results for the quarter ended and Year ended March 31, 2017 (Rs. in Lakhs)				
Particulars	Quarter ended 31.03.2017	Year ended 31.03.2017	Quarter ended 31.03.2016	Year ended 31.03.2016
	1 Total income from Operations	105.69	731.34	308.23
2 Net Profit/(Loss) from Ordinary Activities After Tax	(19.07)	(317.57)	(541.36)	(608.48)
3 Net Profit/(Loss) from Ordinary Activities After Tax (after Extraordinary items)	(19.07)	(317.57)	(541.36)	(608.48)
4 Equity Share Capital	471.31	471.31	471.31	471.31
5 Reserves excluding Revaluation Reserves as per balance sheet	-	-	-	-
6 Earnings per Share (EPS) (Basic & Diluted)	(0.40)	(6.74)	(3.68)	(5.10)
a Before extraordinary items (Not annualised)	(0.40)	(6.74)	(3.68)	(5.10)
b After Extraordinary items (Not annualised)	(0.40)	(6.74)	(3.68)	(5.10)


Note: The above is an extract of the detailed format of Quarterly and Year ended March 31, 2017, filed with the Bombay Stock Exchanges under Regulation 33 of the SEBI (Listing Obligations and Disclosure Requirements), 2015. The full format of the Results is available on the Stock Exchange website (www.bseindia.com).

for RAASI REFRACTORIES LIMITED
Sd/-
K. LAXMAJI
DIRECTOR


Place : HYDERABAD
Date : 30.05.2017



Shri Nitin Gadkari
Hon'ble Minister for Road Transport, Highways and Shipping
Government of India



Ministry of Road Transport & Highways
Government of India




LAUNCH OF
INAM PRO+
PLATFORM FOR INFRASTRUCTURE AND MATERIALS PROVIDERS

www.inampro.nic.in

(India's first of its kind Web Portal for easy buying of Infrastructure Material and Machinery at reasonable rates)

By
Shri Nitin Gadkari
Hon'ble Minister (Road Transport & Highways and Shipping)
on 1st June 2017, 11 AM onwards, Hotel Ashok, New Delhi



Seamless Infrastructure Procurement

The Ministry of Road Transport and Highways, Government of India through National Highways and Infrastructure Development Corporation Limited, has developed "INAM-Pro+" as a web based platform for procurement of various kinds of infrastructure materials and machinery by construction Agencies engaged in implementation of Infrastructure projects.

All Infrastructure Material Suppliers, Contractors and Developers are invited

Cement Procurement Opportunity: 27 Million Tons of cement of different grades conforming to BIS specifications have been committed by the cement manufacturers having plants all across the country at different competitive prices (Ex-Factory without tax) for construction firms engaged in development of all infrastructure projects being implemented by Central & State Government and their agencies for the Year 2017-18.

These prices are capped below the ceiling price fixed by individual plants and range from minimum to maximum for various plants as indicated below.

Cement Grade	Minimum Price* (in Rs/Bag)	Maximum Price* (in Rs/Bag)
OPC 43	157	280
OPC 53	163	300
PPC	150	300
PSC	207	242
SRPC	204	248

*Ceiling Price is maximum price chargeable by the Cement Manufacturer during the year.
The above prices (Ex-Factory without tax) are with prior payment.

Let's build India's best infrastructure together.

All Contractors are requested to take benefit by procuring cement through the INAM-Pro portal by visiting www.inampro.nic.in

For more details, write to support-inampro@nic.in or contact at Toll Free no. **1800 200 3399**



POWER FINANCE CORPORATION LTD.
(A Government of India Undertaking)

Regd. Office: "Urjanidhi", 1, Barakhamba Lane, Connaught Place, New Delhi-110001
Website: <http://www.pfcindia.com> CIN: L65910DL1986GOI024862

EXTRACT OF STATEMENT OF STANDALONE AND CONSOLIDATED FINANCIAL RESULTS FOR THE PERIOD ENDED 31ST MARCH, 2017

Sl. No.	PARTICULARS	STANDALONE				CONSOLIDATED	
		QUARTER ENDED		YEAR ENDED		YEAR ENDED	
		31.03.2017	31.03.2016	31.03.2017	31.03.2016	31.03.2017	31.03.2016
		(Audited)	(Audited)	(Audited)	(Audited)	(Audited)	(Audited)
1)	Total Income from Operations	5,797.07	6,786.99	27,018.57	27,564.31	27,611.29	27,885.77
2)	Net Profit / (Loss) for the period (before Tax, Exceptional and/or Extraordinary items)	(2,863.23)	1,969.78	5,109.79	9,060.66	5,263.69	9,167.10
3)	Net Profit / (Loss) for the period before Tax (after Exceptional and/or Extraordinary items)	(2,863.23)	1,969.78	5,109.79	9,060.66	5,263.69	9,167.10
4)	Net Profit / (Loss) for the period after Tax (after Exceptional and/or Extraordinary items)	(3,409.49)	1,259.65	2,126.39	6,113.48	2,236.10	6,184.00
5)	Total Comprehensive Income for the period [Comprising Profit / (Loss) for the period (after tax) and Other Comprehensive Income (after tax)]	--	--	--	--	--	--
6)	Paid up Equity Share Capital (Face value of share is ₹ 10)	2,640.08	1,320.04	2,640.08	1,320.04	2,640.08	1,320.04
7)	Reserves excluding Revaluation reserves (As per audited balance sheet as at 31 st March)	--	--	33,830.13	34,445.99	34,204.83	34,708.27
8)	Net Worth	--	--	36,470.21	35,766.03	36,844.91	36,028.31
9)	Paid up Debt Capital*	--	--	190,910.67	172,339.16	191,069.22	172,339.16
10)	Outstanding Redeemable Preference Shares	--	--	--	--	--	--
11)	Debt Equity Ratio	--	--	5.55	5.61	5.51	5.57
12)	Earnings Per Share (EPS) (of ₹10/- each) (not annualised)						
	(a) Basic EPS (in ₹)	(12.92)	4.77	8.05	23.16	8.47	23.43
	(b) Diluted EPS (in ₹)	(12.92)	4.77	8.05	23.16	8.47	23.43
13)	Capital Redemption Reserve	--	--	--	--	--	--
14)	Debture Redemption Reserve	--	--	1,434.17	1,172.55	1,448.71	1,172.55

* consists of Bonds / Debentures

Notes:

1) The above is an extract of the detailed format of Quarterly & Annual Financial Results filed with the Stock Exchanges under Regulation 33 of the SEBI (Listing Obligations and Disclosure Requirements) Regulations, 2015. The full format of the Quarterly & Annual Financial Results are available on the Stock Exchange website, www.pfcindia.com and www.bseindia.com, and on the Company's website, www.pfcindia.com.

2) Pursuant to RBI's order regarding during the year (shifting from Ministry of Power (MoP), Govt. of India (GoI) approved restructuring norms and consequent change in Accounting Policy, in respect of loans to state sector, regular servicing and no amount overdue as on 31.03.2017, Standard loan assets amounting to ₹ 35,994.70 crore have been recognized as restructured standard assets with additional provision amounting to ₹ 1,403.79 crore and Standard loan assets amounting to ₹ 23,309.30 crore have been recognized as sub-standard assets with additional provision amounting to ₹ 2,023.39 crore and unrealized income amounting to ₹ 527.37 crore have been reversed. Accordingly, the profit before tax for the current quarter and year has decreased by ₹ 3954.55 crore.

3) In case of a borrower which was classified as a doubtful loan asset, the company invoked the pledge of equity shares. Accordingly, 6,57,46,779 number of equity shares of ₹ 10/- each pledged by the promoters have been transferred to the Company on 01.06.2016. These equity shares have been recognised at a value of ₹ 1/-. Further, 6,61,00,000 number of equity shares of ₹ 10/- each have been allotted to the Company on 01.06.2016 on partial conversion of sub-debt loan given earlier to the extent of ₹ 66.10 crore. Subsequent to inclusion of Accounting Policy on valuation of such equity shares converted from debt, a provision for diminution in value of these shares has been made. Carrying value of these equity shares as on 31.03.2017 amounts to ₹ 1. Due to this change in accounting policy, Profit before tax for the current quarter and year has decreased by Nil and ₹ 46.27 crore respectively.

4) Due to alignment of accounting policy with RBI prudential norms w.e.f. 01.04.2016: (i) valuation of Quoted Current Investments has been made category-wise against the earlier policy of scrip-wise valuation. Due to this change in the accounting policy, profit before tax for the current quarter and year has increased by ₹ 10.26 crore and ₹ 92.06 crore respectively; (ii) policy of classifying a loan asset as a loss asset on becoming 'Doubtful for more than 3 years' with 100% NPA provision applicable up to 31.03.2016 stands replaced with continuation of asset classification as Doubtful instead of loss

asset, with NPA provision @ 50%. Accordingly, in accordance with RBI norms, on loan accounts, which became due for classification as 'Doubtful for more than three years' during the current year, provision has been made. Due to this change in the accounting policy, profit before tax for the current quarter has been decreased by ₹ 43.82 crore and for the year has increased by ₹ 707.80 crore.

5) During the year ended 31.03.2017, Company has amended the accounting policy for accounting for derivative contracts in order to align it with the 'Guidance Note on Accounting for Derivative Contracts' issued by the Institute of Chartered Accountants of India which has become applicable from 01.04.2016. The said Guidance Note requires derivative contracts to be accounted either on fair value basis or as per hedge accounting and the Company has opted for accounting on fair value basis. Accordingly, Derivative contracts not covered by AS-11 but covered under Guidance Note are measured at fair value with changes in fair value being recognized in the Statement of Profit & Loss. In accordance with the transitional provisions mentioned in the Guidance Note, an amount of ₹ 74.35 crore (net of Deferred Tax Liability of ₹ 39.35 crore) has been adjusted in the opening balance of reserves, representing the cumulative impact of change in the fair value (gain) of the interest rate swaps till 31.03.2016 net of amount accrued. Thereafter, further fair value gain (net) on interest rate swaps has been booked to the Statement of Profit & Loss. Due to this change in the accounting policy, profit before tax for the current quarter has decreased by ₹ 85.62 crore and for the year has increased by ₹ 178.15 crore.

6) As regards provision on Standard Assets as per RBI norms, the accounting policy for the current year has been changed on Standard 30.06.2016 which requires provision enhancement from 0.30% on 31.03.2016 to 0.35% by 31.03.2017. Accordingly, provision for the quarter and year ended 31.03.2017 has been made on pro-rata basis. Due to this change in the accounting policy, profit before tax for the current quarter and year has decreased by ₹ 4.42 crore and ₹ 79.69 crore respectively. As regards R/R/R loans on which restructuring provisioning as per RBI norms is applicable, the accounting policy for the current year has been changed in quarter ended 30.06.2016 which requires provision enhancement from 3.50% on 31.03.2016 to 4.25% by 31.03.2017. Accordingly, provision for the quarter and year ended 31.03.2017 has been made on pro-rata basis. Due to this change in the accounting policy, profit before tax for the current quarter and year has decreased by ₹ 250.27 crore and ₹ 415.80 crore respectively.

7) For other applicable disclosures as required under Regulation 52 (f) of the SEBI (LODR) regulations, 2015, refer detailed format of the quarterly / annual financial results filed with the stock exchanges.

Sd/-
(RAJEEV SHARMA)
Chairman & Managing Director
DIN - 00973413

Place : New Delhi
Date : 29.05.2017

FUNDING FOR A BRIGHTER TOMORROW