

(1)(a) STATEMENT SHOWING SHAREHOLDING PATTERN IN CLAUSE-35			
NAME OF THE COMPANY: SOFTSOL INDIA LIMITED		Name of the Scrip: SOFTSOL	
SCRIP CODE:	532344		
Class of Security:	EQUITY		
QUARTER ENDED:	31/03/2013		
	No. of partly paid-up shares	As a % of total no. of partly paid-up shares	As a % of total no. of shares of the Company.
Partly paid-up shares			
Held by promoter/promoter group	0	0	0
Held by Public	0	0	0
<b>Total:</b>	<b>0</b>	<b>0</b>	<b>0</b>
	No. of outstanding securities	As a % of total no. of outstanding convertible securities.	As a % of total no. of shares of the Company assuming full conversion of the convertible securities
Outstanding convertible securities:			
Held by promoter/promoter group	0	0	0
Held by Public	0	0	0
<b>Total:</b>	<b>0</b>	<b>0</b>	<b>0</b>
	No. of warrants	As a % of total no. of warrants	As a % of total no. of shares of the Company, assuming full conversion of warrants
Warrants:			
Held by promoter/promoter group	0	0	0
Held by Public	0	0	0
<b>Total:</b>	<b>0</b>	<b>0</b>	<b>0</b>
<b>Total paid-up capital of the Company, assuming full conversion of warrants and convertible securities</b>	<b>16822513</b>	<b>0</b>	<b>100.00</b>

For SOFTSOL INDIA LIMITED

*Bhaskar Kumar Mudala*

Bhaskar Kumar Mudala  
Whole Time Director

CATEGORY CODE	CATEGORY OF SHAREHOLDER	NO OF SHAREHOLDERS (III)	TOTAL NUMBER OF SHARES (IV)	NO OF SHARES HELD IN DEMATERIALIZED FORM (V)	TOTAL SHAREHOLDING AS A % OF TOTAL NO OF		SHARES PLEDGE OR OTHERWISE ENCUMBERED		
					AS a PERCENTAGE of (A+B) (VI)	As a PERCENTAGE of (A+B+C) (VII)	NUMBER OF SHARES (VIII)	AS a PERCENTAGE (IX)=(VIII)/(IV)*100	
					(A)	(B)	(C)	(D)	
(I)	(II)								
(A)	PROMOTER AND PROMOTER GROUP								
(1)	INDIAN								
(a)	Individual/HUF	8	1941785	1941785	11.54	11.54	0	0.00	0.00
(b)	Central Government/State Government(s)	0	0	0	0.00	0.00	0	0.00	0.00
(c)	Bodies Corporate	0	0	0	0.00	0.00	0	0.00	0.00
(d)	Financial Institutions / Banks	0	0	0	0.00	0.00	0	0.00	0.00
(e)	Others	0	0	0	0.00	0.00	0	0.00	0.00
	Sub-Total A(1) :	8	1941785	1941785	11.54	11.54	0	0.00	0.00
(2)	FOREIGN								
(a)	Individuals (NRIs/Foreign Individuals)	1	8875444	8875444	52.76	52.76	0	0.00	0.00
(b)	Bodies Corporate	0	0	0	0.00	0.00	0	0.00	0.00
(c)	Institutions	0	0	0	0.00	0.00	0	0.00	0.00
(d)	Qualified Foreign Investor	0	0	0	0.00	0.00	0	0.00	0.00
(e)	Others	0	0	0	0.00	0.00	0	0.00	0.00
	Sub-Total A(2) :	1	8875444	8875444	52.76	52.76	0	0.00	0.00
	Total A=A(1)+A(2)	9	10817229	10817229	64.30	64.30	0	0.00	0.00
(B)	PUBLIC SHAREHOLDING								
(1)	INSTITUTIONS								
(a)	Mutual Funds /UTI	0	0	0	0.00	0.00	0	0.00	0.00
(b)	Financial Institutions /Banks	0	0	0	0.00	0.00	0	0.00	0.00
(c)	Central Government / State Government(s)	0	0	0	0.00	0.00	0	0.00	0.00
(d)	Venture Capital Funds	0	0	0	0.00	0.00	0	0.00	0.00
(e)	Insurance Companies	0	0	0	0.00	0.00	0	0.00	0.00
(f)	Foreign Institutional Investors	0	0	0	0.00	0.00	0	0.00	0.00
(g)	Foreign Venture Capital Investors	0	0	0	0.00	0.00	0	0.00	0.00
(h)	Qualified Foreign Investor	0	0	0	0.00	0.00	0	0.00	0.00

For SORF SOL INDIA LIMITED  
 Director  
 M. Manoj Kumar  
 Director  
 M. Madhava  
 Director  
 M. Madhava




Statement showing holding of securities (including shares, warrants, convertible securities) of persons belonging to the category "Promoter and Promoter Group"												
Sr.No	Name of the Shareholder	Details of Shares held		Encumbered shares (*)			Details of Warrants		Details of convertible securities		Total Shares (including underlying shares assuming full conversion of warrants and convertible securities) as a % of diluted share capital	
		No. of Shares held	As a % of grand total (A)+(B)+(C)	Pledge Shares	AS a percentage	AS a % of grand total (A) + (B) + (C) of sub-clause (I)(a)	Number of warrants held	As a % total number of warrants of the same class	Number of convertible securities held	As a % total number of convertible securities of the same class		
(I)	(II)	(III)	(IV)	(V)	(VI)=(V)/(III)*100	(VII)	(VIII)	(IX)	(X)	(XI)	(XII)	
1	SOFTSOL TECHNOLOGIES INC	8875444	52.76	0	0.00	0.00	0	0.00	0	0.00	52.76	
	SAMBASIVA RAO											
2	MADALA	904715	5.38	0	0.00	0.00	0	0.00	0	0.00	5.38	
3	DURGA V L K MADALA	373964	2.22	0	0.00	0.00	0	0.00	0	0.00	2.22	
4	DURGA V L K MADALA	308000	1.83	0	0.00	0.00	0	0.00	0	0.00	1.83	
5	M BHASKARA RAO	249966	1.49	0	0.00	0.00	0	0.00	0	0.00	1.49	
6	M SRIDEVI	46355	0.28	0	0.00	0.00	0	0.00	0	0.00	0.28	
7	RAJA RAO BOYAPATI	25300	0.15	0	0.00	0.00	0	0.00	0	0.00	0.15	
8	ANURADHA BELLAM	19800	0.12	0	0.00	0.00	0	0.00	0	0.00	0.12	
9	VIJAYA LAKSHMI K	13685	0.08	0	0.00	0.00	0	0.00	0	0.00	0.08	
	<b>TOTAL :</b>	<b>10817229</b>	<b>64.30</b>	<b>0</b>	<b>0.00</b>	<b>0.00</b>	<b>0</b>	<b>0.00</b>	<b>0</b>	<b>0.00</b>	<b>64.3</b>	

For SOFTSOL INDIA LIMITED

*Sharanam*

Statement showing holding of securities (including shares, warrants, convertible securities) of persons belonging to the category "Public" and holding more than 1% of the total number of shares									
Sr.No.	Name of the shareholder	Number of shares held	Shares as a percentage of total number of shares (i.e., Grant total (A)+(B)+(C) indicated in Statement at para (I)(a) above)	Details of warrants		Details of convertible securities		Total shares (including underlying shares assuming full conversion of warrants and convertible securities) as a % of diluted share capital)	
				Number of warrants held	As a % total number of warrants of the same class	Number of convertible securities held	% w.r.t total number of convertible securities of the same class		
1	ADALAT CORPORATION	2595370	15.43	0	0.00	0	0.00	15.43	
2	B PRAMEELA	2595369	15.43	0	0.00	0	0.00	15.43	
	<b>TOTAL :</b>	<b>5190739</b>	<b>30.86</b>	<b>0</b>	<b>0.00</b>	<b>0</b>	<b>0.00</b>	<b>30.86</b>	

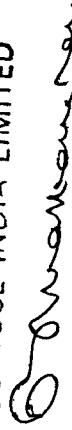
For SOFTSOL INDIA LIMITED



Bhaskar Rao Madala  
Whole Time Director

Sr.No.	Name(s) of the shareholder(s) and the Persons Acting in Concert (PAC) with them	Number of shares held	Shares as a percentage of total number of shares {i.e., Grant total (A)+(B)+(C) indicated in Statement at para (I)(a) above}	Details of warrants		Details of convertible securities		Total shares (including underlying shares assuming full conversion of warrants and convertible securities) as a % of diluted share capital)
				Number of warrants held	As a % total number of warrants the same class	Number of convertible securities held	% w.r.t total number of convertible securities of the same class	
1	ADALAT CORPORATION	2595370	15.43	0	0.00	0	0.00	0.00
2	B PRAMEELA	2595369	15.43	0	0.00	0	0.00	0.00
	<b>TOTAL :</b>	<b>5190739</b>	<b>30.86</b>	<b>0</b>	<b>0.00</b>	<b>0</b>	<b>0.00</b>	<b>0.00</b>

For SOFTSOL INDIA LIMITED




Bhaskar Rao Madala  
Whole Time Director

STATEMENT SHOWING DETAILS OF LOCKED-IN SHARES			
(I)(d)			
Sr.No.	Name of the shareholder	Number of locked-in shares	Locked-in shares as a (%) percentage of total number of shares (i.e, Grand Total (A)+(B)+(C) Indicated in Statement at para (I)(a) above)
	<b>TOTAL :</b>	0	0
			Promoter/Promoter Group/Public

STATEMENT SHOWING DETAILS OF DEPOSITORY RECEIPTS (DRS)			
(II)(a)			
Sr.No.	Type of outstanding DR (ADRs,GDRs,SDRs,etc.)	Number of outstanding DRs	Number of shares underlying outstanding DRs
	<b>TOTAL :</b>	0	0
			Shares underlying outstanding DRs as a percentage of total number of shares (i.e., Grand Total (A)+(B)+(C) indicated in Statement at Para(I)(a) above)

Statement showing Holding of Depository Receipts (DRs), where underlying shares held by "Promoter/Promoter group" are in excess of 1% of			
(II)(b)			
Sr.No.	Name of the DR Holder	Type of outstanding DR (ADRs,GDRs,SDRs, etc.)	Number of shares underlying outstanding DRs
	<b>TOTAL :</b>		0
			Shares underlying outstanding DRs as a percentage of total number of shares (i.e., Grand Total (A)+(B)+(C) indicated in Statement at para(I)(a) above)

For SOFTSOL INDIA LIMITED

  
 Bhasker Ravi Madala  
 Whole Time

FORM A  
SHAREHOLDING PATTERN SUMMERY FOR FREE-FLOAT INDICES

Name of the Company: SOFTSOL INDIA LIMITED  
Scrip Code: 532344  
Quarter ended: March 31, 2013

Category Code	Category	No. of Shares held	Percentage of Shareholding
I	Controlling/Strategic Holdings		
A	Based in India		
1	Indian Individuals/HUFs & Relatives	105140	0.62
2	Indian Corporate Bodies/ Trusts/ Partnerships	Nil	Nil
3	Persons Acting in Concert (also include Suppliers/ Customers)	249966	1.49
4	Other Directors & Relatives (other than in 1 above)	Nil	Nil
5	Employee Welfare Trusts/ESOPs (already converted into shares but locked in)	Nil	Nil
6	Banks/Financial Institutions	Nil	Nil
7	Central/ State Govt.	Nil	Nil
8	Central/ State Govt. Institutions	Nil	Nil
9	Venture Funds/ Private Equity Funds	Nil	Nil
	Sub Total A	355106	2.11
B	Based Overseas		
1	Foreign Individuals (including FDI)	Nil	Nil
2	Foreign Corporate Bodies (including FDI)	Nil	Nil
3	Non Resident Indians (Individuals)	1586679	9.43
4	Non Resident Indian corporate bodies	8875444	52.76
	Sub Total B	10462123	62.19
C	GDRs/ADRs/ADSs	Nil	Nil
	Sub Total C	Nil	Nil
D	Others (Please specify)	Nil	Nil
	Sub Total D	Nil	Nil
E	Any other shares Locked-in (except covered above)	Nil	Nil
	Sub Total E	Nil	Nil
	Sub Total I	10817229	64.30


For SOFTSOL INDIA LIMITED

*Bhaskar K. Madala*  
Bhaskar K. Madala  
Whole Time Director



II	Free Float	No. of Shares held	Percentage of Shareholding
A	Based in India		
1	Indian Individuals/HUFs	594421	3.54
2	Indian Corporate Bodies / Trusts / Partnerships	19158	0.11
3	Independent Directors & Relatives	Nil	Nil
4	Present Employees	Nil	Nil
5	Banks/Financial Institutions	Nil	Nil
6	Central/State Govt.	Nil	Nil
7	Central/ State Govt. Institutions	Nil	Nil
8	Insurance Companies	Nil	Nil
9	Mutual Funds	Nil	Nil
10	Venture Funds/ Private Equity Funds	Nil	Nil
11	Customers	Nil	Nil
12	Suppliers	Nil	Nil
	<b>Sub Total A</b>	<b>613579</b>	<b>3.65</b>
B	Based Overseas		
1	Foreign Individuals	Nil	Nil
2	Foreign Corporate Bodies	2736061	16.26
3	Foreign Institutional Investors (SEBI-registered)	Nil	Nil
4	Non Resident Indians (Individuals)	2655644	15.79
5	Non Resident Indian Corporate Bodies	Nil	Nil
	<b>Sub Total B</b>	<b>5391705</b>	<b>32.05</b>
C	GDRs/ADRs/ADSs	Nil	Nil
	<b>Sub Total C</b>	<b>Nil</b>	<b>Nil</b>
D	Others (Please specify)	Nil	Nil
	<b>Sub Total D</b>	<b>Nil</b>	<b>Nil</b>
	<b>Sub Total II</b>	<b>6005284</b>	<b>35.70</b>
	<b>Grand Total</b>	<b>16822513</b>	<b>100.00</b>
	<b>BROAD SUMMARY OF HOLDINGS</b>	<b>No. of Shares held</b>	<b>Percentage of Shareholding</b>
	Total Controlling / Strategic Holdings	10817229	64.30
	Total Free-float	6005284	35.70
	<b>Grand Total</b>	<b>16822513</b>	<b>100.00</b>
	<b>SUMMARY OF DOMESTIC / FOREIGN HOLDINGS</b>	<b>No. of Shares held</b>	<b>Percentage of Shareholding</b>
	Total Domestic Holding	968685	5.76
	Total Foreign Holding	15853828	94.24
	<b>Grand Total</b>	<b>16822513</b>	<b>100.00</b>

For SOFTSQL INDIA LIMITED



Bhaskar Rao Madala  
Whole Time Director

**CONTROLLING / STRATEGIC HOLDERS**  
(Include every single holder and list of them Category wise)

FORM B

Name of the Company: **SOFTSOL INDIA LIMITED**  
Scrip Code: **532344**  
Quarter ended: **March 31, 2013**


S. No	Holders Name	No. of Shares held	% of shareholding	Category Code
1	SOFTSOL TECHNOLOGIES INC	8875444	52.76	Non-Resident Corporate Bodies
2	SAMBASIVARAO MADALA	904715	5.38	Non resident Individuals
3	DURGA V L K MADALA	681964	4.05	Non resident Individuals
4	M BHASKARA RAO	249966	1.49	Indian resident HUFs/relatives
5	M SRIDEVI	46355	0.28	Indian resident HUFs/relatives
6	RAJA RAO BOYAPATI	25300	0.15	Indian resident HUFs/relatives
7	B ANURADHA	19800	0.12	Indian resident HUFs/relatives
8	VIJAYA LAKSHMI K	13685	0.08	Indian resident HUFs/relatives

**FORM C**  
**FREE-FLOAT HOLDERS DISCLOSE ONLY HOLDINGS OF 1% AND ABOVE**  
(List of holders Category wise)

Name of the Company: **SOFTSOL INDIA LIMITED**  
Scrip Code: **532344**  
Quarter ended: **March 31, 2013**

S. No	Holders Name	No. of Shares held	% of shareholding	Category Code	Relations, if any with anyone in I
1	ADALAT CORPORATION	2595370	15.43	Foreign Company	Nil
2.	B. PRAMEELA	2595369	15.43	Non-Resident Individual	Nil

For SOFTSOL INDIA LIMITED

  
Bhaskar V L K Madala  
Whole Time Director